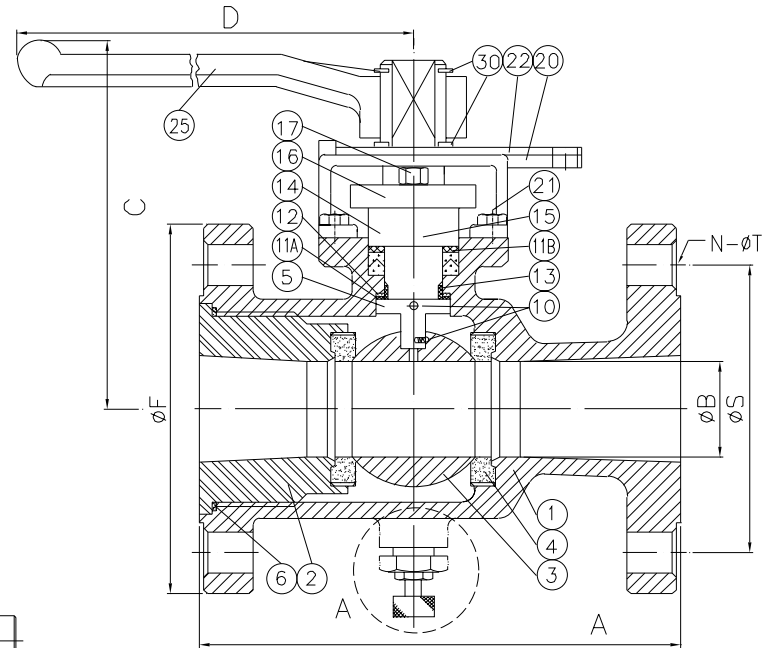
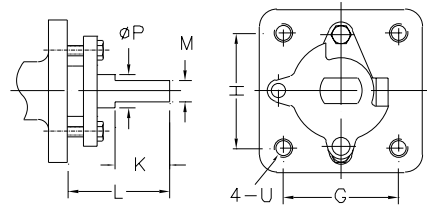
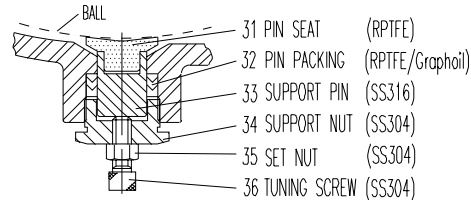
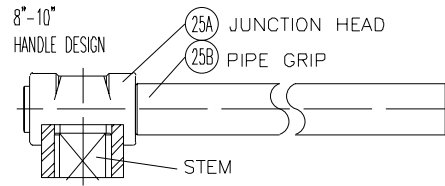


DIM	SIZE	3"	4"	6"	8"	10"	12"	
A		8.00	9.00	10.5	11.50	13.0	14.0	
B		2.56	3.00	4.00	6.00	7.87	9.53	
C		5.984	6.535	7.205	10.83	11.61	12.76	
D		15.35	15.35	15.35	38.98	38.98	38.98	
F		7.50	9.00	11.00	13.50	16.0	19.0	
G		1.874	1.874	1.874	3.375	3.375	4.528	
H		3.543	3.543	3.543	3.375	3.375	4.528	
K		1.752	1.752	1.752	1.614	2.126	2.165	
L		2.972	3.071	3.071	3.425	3.858	3.740	
M		0.669	0.669	0.669	1.020	1.020	1.378	
N		4	8	8	8	12	12	
P		1.102	1.102	1.102	1.713	1.713	1.969	
S		6.00	7.50	9.50	11.75	14.25	17.0	
T		0.75	0.75	0.88	0.88	1.00	1.00	
U		1/2-13UNC					5/8-11	



BILL OF MATERIAL			RF15-316	RF15-WCB
NO.	PART NAME	Q'TY	STAINLESS STEEL	CARBON STEEL
30	SNAP RING	2	Nickel Plated Carbon Steel	
25	HANDLE	1	DUCTILE IRON (FCD)	
22	TRAVEL STOPPER	1	SS304	Zinc Plated C.S.
21	HOUSING BOLT	4	SS304	Carbon Steel
20	STOP HOUSING	1	A351-CF8	A216-WCB
17	GLAND BOLT	2	SS304	Carbon Steel
16	GLAND	1	A351-CF8	A216-WCB
15	PK GLD SLEEVE	1	SS304	Carbon Steel
14	STEM PACKING	3~4	GRAPHITE	
13	STEM BEARING	1	RPTFE	
12	THRUST WASHER	1	RPTFE	
11B	PACKING PROTECTOR	1	50% SS316 + 50% RPTFE	
11A	WASHER PROTECTOR	1	50% SS316 + 50% RPTFE	
10	GROUNDING DEVICE	2	SS316	
6	JOINT GASKET	1	RPTFE/GRAFOIL	
5	STEM	1	ASTM A479 Gr.316	
4	SEAT	2	15% RPTFE	
3	BALL	1	A351-CF8M	
2	CAP	1	A351-CF8M	A216-WCB
1	BODY	1	A351-CF8M	A216-WCB



VIEW-A 12" BALL SUPPORT DESIGN

2 1/2" - 6" : LEVER OPERATION
 8" : OPTIONAL GEAR OPERATION
 OR PIPE GRIP
 10" - 12" : STANDARD GEAR OPERATION

FLOW-TEK, INC. 11850 Tanner Road Houston, Texas 77041		TEL: 832-912-2300 FAX: 832-912-2301	SERIES # RF15 SIZE : 3"-12"
DRAWING TITLE : 3"-12" RF15 Sales Drawing (Fire Safe)			
SCALE : N.T.S.	DRAWN BY : MG	REV. LEVEL	
DATE : Feb. 13, 2004	APPROVED BY : WSB	00	
CUSTOMER :	DRAWING NO. :	RF15FS-SD-02	